




Faculty of Tropical  
AgriSciences

# How to find D and Q (AIS)

- This manual contains guidelines on how to find the quartile of your journal and how to find the journals belonging to the first decile (categorized according to AIS).
- There are several ways to find the quartile and decile according to AIS. This manual contains one of them. Not necessarily the best, but operational.
- Like the impact factor (IF), the AIS quartile and decile always belong to one WoS category.
- The example journal used: Food Chemistry.

Web of Science InCites Journal Citation Reports Essential Science Indicators EndNote Publons Kopernio Master Journal List Olga Help English

Web of Science 

Tools Searches and alerts Search History Marked List

We're building the new Web of Science. [Click here to access the preview](#)

Select a database Web of Science Core Collection

Basic Search Author Search Cited Reference Search Advanced Search Structure Search


Example: oil spill\* mediti  Topic  Search tips

+ Add row | Reset

Timespan  
All years (1945 - 2020)



More settings

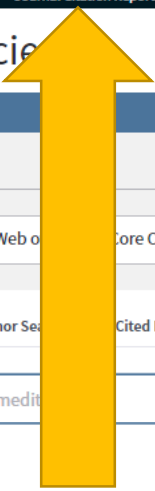
Academy of Sciences of the Czech Republic

 [Have hundreds of references to organize and format? Begin to save time with EndNote 20](#)

Clarivate Accelerating innovation

© 2020 Clarivate Copyright notice Terms of use Privacy statement Cookie policy

Sign up for the Web of Science newsletter Follow us  




Web of Science → Journal Citation Report

# InCites Journal Citation Reports

## Welcome to Journal Citation Reports

Search a journal title or select an option to get started

Enter a journal name



**Browse by  
Journal**



**Browse by  
Category**



**Custom  
Reports**

# InCites Journal Citation Reports



Home



**Go to Journal Profile**

🔍

**Compare Journals**

**View Title Changes** !

**Select Journals** ◀

**Select Categories** ◀

**Select JCR Year**

2019 ▼

**Select Edition**

SCIE  SSCI

**Open Access**

**Journals By Rank** | Categories By Rank

Journal Titles Ranked by Impact Factor

[Compare Selected Journals](#) | [Add Journals to New or Existing List](#) | [Customize Indicators](#)

Select All		Full Journal Title	Total Cites	Journal Impact Factor ▼	Article Influence Score
<input type="checkbox"/>	1	NATURE REVIEWS MOLECULAR CELL BIOLOGY	46,309	55.470	23.657
<input type="checkbox"/>	2	CELL	258,182	38.637	20.797
<input type="checkbox"/>	3	NATURE MEDICINE	85,221	36.130	16.413
<input type="checkbox"/>	4	CANCER CELL	41,065	26.602	12.770
<input type="checkbox"/>	5	Cell Metabolism	39,581	21.567	9.529
<input type="checkbox"/>	6	Cell Stem Cell	26,471	20.860	11.093
<input type="checkbox"/>	7	CELL RESEARCH	16,237	20.507	7.969



# InCites Journal Citation Reports



Home Compare Journals



## Compare Journals

**1. Select Comparison**  
 Quartile  Trends

**2. Select Journals** ◀

**3. Select JCR Year**  
2019 ▼

**4. Select Categories** ◀

**5. Select Metrics**

- JIF
- JIF-subject category
- 5-Year JIF
- Immediacy Index
- Eigenfactor
- Article Influence Score



# InCites Journal Citation Reports



Home Compare Journals



## Compare Journals

### 1. Select Comparison

Quartile  Trends

### 2. Select Journals

food che

- FOOD CHEMISTRY
- JOURNAL OF AGRICULTURAL AND FOOD CHEMISTRY
- FOOD AND CHEMICAL TOXICOLOGY

### 3. Select JCR Year

2019



FOOD CHEMISTRY ✕

**3. Select JCR Year**

2019 ▼

**4. Select Categories** ◀

**5. Select Metrics**

- JIF
- JIF-subject category
- 5-Year JIF
- Immediacy Index
- Eigenfactor
- Article Influence Score

scroll down → select AIS



Search Journals

FOOD CHEMISTRY

**3. Select JCR Year**

2019

**4. Select Categories**

**5. Select Metrics**

- JIF
- JIF-subject category
- 5-Year JIF
- Immediacy Index
- Eigenfactor
- Article Influence Score

Clear Submit Save





# InCites Journal Citation Reports



Home | Compare Journals



## Compare Journals

**1. Select Comparison**  
 Quartile  Trends

**2. Select Journals**

Search Journals

FOOD CHEMISTRY

**3. Select JCR Year**  
2019

Journal	Article Influence Score Quartile
FOOD CHEMISTRY	Q1

AIS quartile of your journal

How to find AIS decile

We're building the new Web of Science. [Click here to access the preview](#)

Select a database Web of Science Core Collection

Basic Search Author Search Cited Reference Search Advanced Search Structure Search

Example: oil spill\* mediti  Topic  Search tips  
+ Add row | Reset

Timespan  
All years (1945 - 2020)

More settings

Web of Science → Journal Citation Report

Academy of Sciences of the Czech Republic



Have hundreds of references to organize and format? Begin to save time with EndNote 20

# InCites Journal Citation Reports

## Welcome to Journal Citation Reports

Search a journal title or select an option to get started

Enter a journal name



**Browse by  
Journal**



**Browse by  
Category**



**Custom  
Reports**



# InCites Journal Citation Reports



Home **Category Rankings**



Go to Journal Profile

Master Search



Select Journals

Select Categories

Select JCR Year

2019

Select Edition

SCIE  SSCI

Clear

Submit

Journals By Rank

**Categories By Rank**

All Journal Categories ranked by Number of Journals

Customize Indicators

	Category	Edition	#Journals	Total Cites	Median Impact Factor	Aggregate Impact Factor
1	ECONOMICS	SSCI	373	1,116,324	1.411	2.219
2	MATHEMATICS	SCIE	325	565,491	0.794	0.993
3	MATERIALS SCIENCE, MULTIDISCIPLINARY	SCIE	314	5,001,499	2.528	5.274
4	BIOCHEMISTRY & MOLECULAR BIOLOGY	SCIE	297	3,962,918	3.167	4.696
5	NEUROSCIENCES	SCIE	272	2,548,868	3.052	4.041
6	PHARMACOLOGY & PHARMACY	SCIE	271	1,769,982	2.681	3.442
7	ENGINEERING, ELECTRICAL & ELECTRONIC	SCIE	266	2,097,197	2.204	3.361
8	ENVIRONMENTAL SCIENCES	SCIE	265	2,622,685	2.400	4.313
9	EDUCATION & EDUCATIONAL RESEARCH	SSCI	263	421,337	1.585	1.804
10	MATHEMATICS, APPLIED	SCIE	261	631,053	1.162	1.568
11	ONCOLOGY	SCIE	244	2,187,273	3.297	4.840
12	PLANT SCIENCES	SCIE	234	1,292,836	1.576	3.005
13	MANAGEMENT	SSCI	226	892,977	2.465	3.288
14	SURGERY	SCIE	210	1,327,558	1.901	2.558



# InCites Journal Citation Reports



Home **Category Rankings**



Go to Journal Profile

Master Search



Select Journals

food chemistry

- FOOD CHEMISTRY
- JOURNAL OF AGRICULTURAL AND FOOD CHEMISTRY

Select Categories

Select JCR Year

2019

Journals By Rank

**Categories By Rank**

All Journal Categories ranked by Number of Journals

Customize Indicators

	Category	Edition	#Journals	Total Cites	Median Impact Factor	Aggregate Impact Factor
1	ECONOMICS	SSCI	373	1,116,324	1.411	2.219
2	MATHEMATICS	SCIE	325	565,491	0.794	0.993
3	MATERIALS SCIENCE, MULTIDISCIPLINARY	SCIE	314	5,001,499	2.528	5.274
4	BIOCHEMISTRY & MOLECULAR BIOLOGY	SCIE	297	3,962,918	3.167	4.696
5	NEUROSCIENCES	SCIE	272	2,548,868	3.052	4.041
6	PHARMACOLOGY & PHARMACY	SCIE	271	1,769,982	2.681	3.442
7	ENGINEERING, ELECTRICAL & ELECTRONIC	SCIE	266	2,097,197	2.204	3.361
8	ENVIRONMENTAL SCIENCES	SCIE	265	2,622,685	2.400	4.313
9	EDUCATION & EDUCATIONAL RESEARCH	SSCI	263	421,337	1.585	1.804
10	MATHEMATICS, APPLIED	SCIE	261	631,053	1.162	1.568
11	ONCOLOGY	SCIE	244	2,187,273	3.297	4.840
12	PLANT SCIENCES	SCIE	234	1,292,836	1.576	3.005
13	MANAGEMENT	SSCI	226	892,977	2.465	3.288
14	SURGERY	SCIE	210	1,327,558	1.901	2.558



# InCites Journal Citation Reports



Home

Category Rankings



Go to Journal Profile

Master Search



Select Journals

FOOD CHEMISTRY

Select Categories

Select JCR Year

2019

Journals By Rank

Categories By Rank

All Journal Categories ranked by Number of Journals

Customize Indicators

	Category	Edition	#Journals	Total Cites	Median Impact Factor	Aggregate Impact Factor
1	ECONOMICS	SSCI	373	1,116,324	1.411	2.219
2	MATHEMATICS	SCIE	325	565,491	0.794	0.993
3	MATERIALS SCIENCE, MULTIDISCIPLINARY	SCIE	314	5,001,499	2.528	5.274
4	BIOCHEMISTRY & MOLECULAR BIOLOGY	SCIE	297	3,962,918	3.167	4.696
5	NEUROSCIENCES	SCIE	272	2,548,868	3.052	4.041
6	PHARMACOLOGY & PHARMACY	SCIE	271	1,769,982	2.681	3.442
7	ENGINEERING, ELECTRICAL & ELECTRONIC	SCIE	266	2,097,197	2.204	3.361
8	ENVIRONMENTAL SCIENCES	SCIE	265	2,622,685	2.400	4.313
9	EDUCATION & EDUCATIONAL RESEARCH	SSCI	263	421,337	1.585	1.804
10	MATHEMATICS, APPLIED	SCIE	261	631,053	1.162	1.568
11	ONCOLOGY	SCIE	244	2,187,273	3.297	4.840
12	PLANT SCIENCES	SCIE	234	1,292,836	1.576	3.005
13	MANAGEMENT	SSCI	226	892,977	2.465	3.288
14	SURGERY	SCIE	210	1,327,558	1.901	2.558

FOOD CHEMISTRY

Select Categories

Select JCR Year

2019

Select Edition

SCIE  SSCI

	Category	Edition	#Journals	Total Cites	Median Impact Factor	Aggregate Impact Factor
1	ECONOMICS	SSCI	373	1,116,324	1.411	2.219
2	MATHEMATICS	SCIE	325	565,491	0.794	0.993
3	MATERIALS SCIENCE, MULTIDISCIPLINARY	SCIE	314	5,001,499	2.528	5.274
4	BIOCHEMISTRY & MOLECULAR BIOLOGY	SCIE	297	3,962,918	3.167	4.696
5	NEUROSCIENCES	SCIE	272	2,548,868	3.052	4.041
6	PHARMACOLOGY & PHARMACY	SCIE	271	1,769,982	2.681	3.442
7	ENGINEERING, ELECTRICAL & ELECTRONIC	SCIE	266	2,097,197	2.204	3.361
8	ENVIRONMENTAL SCIENCES	SCIE	265	2,622,685	2.400	4.313
9	EDUCATION & EDUCATIONAL RESEARCH	SSCI	263	421,337	1.585	1.804
10	MATHEMATICS, APPLIED	SCIE	261	631,053	1.162	1.568
11	ONCOLOGY	SCIE	244	2,187,273	3.297	4.840
12	PLANT SCIENCES	SCIE	234	1,292,836	1.576	3.005
13	MANAGEMENT	SSCI	226	892,977	2.465	3.288
14	SURGERY	SCIE	210	1,327,558	1.901	2.558

scroll down → Submit



InCites Journal Citation Reports dataset updated Oct 20, 2020

Tell us what you think.

Help us improve the Journal Citation Reports by providing your feedback! [Click Here >](#)



# InCites Journal Citation Reports

Home Category Rankings



Go to Journal Profile

Master Search

Select Journals

Search Journals

FOOD CHEMISTRY

Select Categories

Select JCR Year

2019

Journals By Rank

Categories By Rank

All Journal Categories ranked by Number of Journals

Customize Indicators

	Category	Edition	#Journals	Total Cites	Median Impact Factor	Aggregate Impact Factor
1	FOOD SCIENCE & TECHNOLOGY	SCIE	139	685,973	2.095	3.279
2	NUTRITION & DIETETICS	SCIE	89	748,391	2.937	3.986
3	CHEMISTRY, APPLIED	SCIE	71		1.659	4.204

The quartile (decile) always belongs to one category, select your category of interest and click on the number of articles.

Calculate 10 % out of the total number of journals in the category.  
In this example: 10 % out of 139 = 14

# InCites Journal Citation Reports



Home

## Journals in FOOD SCIENCE & TECHNOLOGY

This is the list of the journals that belong to your category. Make sure that one of the indicators in the table header is AIS



Go to Journal Profile		Journals By Rank	Categories By Rank		
<input type="text" value="Master Search"/>		Journal Titles Ranked by Impact Factor			
Compare Journals		Compare Selected Journals	Add Journals to New or Existing List		
View Title Changes		Select All	Journal Impact Factor		
Select Journals		Full Journal Title	Total Cites		
Select Categories			Article Influence Score		
Select JCR Year					
Select Edition					
Open Access					
<input type="checkbox"/>	1	TRENDS IN FOOD SCIENCE & TECHNOLOGY	18,701	11.077	2.029
<input type="checkbox"/>	2	COMPREHENSIVE REVIEWS IN FOOD SCIENCE AND FOOD SAFETY	6,975	9.912	2.140
<input type="checkbox"/>	3	Annual Review of Food Science and Technology	2,185	8.960	2.319
<input type="checkbox"/>	4	CRITICAL REVIEWS IN FOOD SCIENCE AND NUTRITION	15,322	7.862	1.495
<input type="checkbox"/>	5	FOOD HYDROCOLLOIDS	30,169	7.053	1.039

**Journals By Rank** | Categories By Rank

Journal Titles Ranked by Impact Factor

Compare Selected Journals | Add Journals to New or Existing List | **Customize Indicators**

Select	Rank	Full Journal Title	Total Cites	Journal Impact Factor	Article Influence Score
<input type="checkbox"/>	8	FOOD HYDROCOLLOIDS	30,169	7.054	1.039
<input type="checkbox"/>	9	Food			
<input type="checkbox"/>	10	MCLE FOOD			
<input type="checkbox"/>	11	FOOD			
<input type="checkbox"/>	12	Curr Sci			
<input type="checkbox"/>	13	FOOD			
<input type="checkbox"/>	14	FOOD RESEARCH INTERNATIONAL	32,365	4.972	
<input type="checkbox"/>	15	INTERNATIONAL JOURNAL OF FOOD MICROBIOLOGY	26,476	4.187	0.877
<input type="checkbox"/>	16	JOURNAL OF FOOD AND	2,007	1.307	0.005

**Customize Indicators**

- JCR Abbreviated Title
- Total Cites
- Journal Impact Factor
- Impact Factor without Journal Self Cites
- 5 Year Impact Factor
- Immediacy Index
- Citable Items
- Normalized Eigenfactor
- Cited Half-Life
- Citing Half-Life
- Eigenfactor Score
- Article Influence Score
- ISSN
- % Articles in Citable Items
- Average JIF Percentile

**Save**

If not, click on „Customize Indicators“, select ASI → Save



# InCites Journal Citation Reports



Home

## Journals in FOOD SCIENCE & TECHNOLOGY

Items are sorted by one of the indicators (the decisive indicator is highlighted blue). Sort them by AIS.

Go to Journal Profile

Master Search

Compare Journals

View Title Changes

Select Journals

Select Categories

Select JCR Year: 2019

Select Edition:  SCIE  SSCI

Open Access

Journals By Rank | Categories By Rank

Journal Titles Ranked by Impact Factor

Compare Selected Journals | Add Journals to New or Existing List | Customize Indicators

Select All		Full Journal Title	Total Cites	Journal Impact Factor	Article Influence Score
<input type="checkbox"/>	1	TRENDS IN FOOD SCIENCE & TECHNOLOGY	18,701	11.077	2.029
<input type="checkbox"/>	2	COMPREHENSIVE REVIEWS IN FOOD SCIENCE AND FOOD SAFETY	6,975	9.912	2.140
<input type="checkbox"/>	3	Annual Review of Food Science and Technology	2,185	8.960	2.319
<input type="checkbox"/>	4	CRITICAL REVIEWS IN FOOD SCIENCE AND NUTRITION	15,322	7.862	1.495
<input type="checkbox"/>	5	FOOD HYDROCOLLOIDS	30,169	7.053	1.039

# InCites Journal Citation Reports



Home

## Journals in FOOD SCIENCE & TECHNOLOGY

This is the list of the journals that belong to your category. The journals are sorted by AIS.

Go to Journal Profile

Master Search 🔍

Compare Journals

View Title Changes ⚠️

Select Journals ⏪

Select Categories ⏪

Select JCR Year

2019 ▼

Select Edition

SCIE  SSCI

Open Access

Journals By Rank Categories By Rank

Journal Titles Ranked by Impact Factor

Compare Selected Journals Add Journals to New or Existing List Customize Indicators

Select All		Full Journal Title	Total Cites	Journal Impact Factor	Article Influence Score ▼
<input type="checkbox"/>	1	Annual Review of Food Science and Technology	2,185	8.960	2.319
<input type="checkbox"/>	2	COMPREHENSIVE REVIEWS IN FOOD SCIENCE AND FOOD SAFETY	6,975	9.912	2.140
<input type="checkbox"/>	3	TRENDS IN FOOD SCIENCE & TECHNOLOGY	18,701	11.077	2.029
<input type="checkbox"/>	4	Global Food Security- Agriculture Policy Economics and Environment	1,660	6.034	1.794
<input type="checkbox"/>	5	CRITICAL REVIEWS IN FOOD	15,322	7.862	1.495

# JOURNALS IN FOOD SCIENCE & TECHNOLOGY

Go to Journal Profile

Journals By Rank

Categories By Rank

Master Search

Journal Titles Ranked by Impact Factor

Compare Selected Journals

Add Journals to New or Existing List

Customize Indicators

Calculate 10 % out of the total number of journals in the category.

If your journal is in the top ten percent, it belongs in the first decile.

	Full Journal Title	Total Cites	Journal Impact Factor	Article Influence Score
8	FOOD HYDROCOLLOIDS	30,169	7.053	1.039
9	Food Engineering Reviews	1,085	3.294	1.026
10	MOLECULAR NUTRITION & FOOD RESEARCH	14,070	5.309	0.992
11	FOOD CHEMISTRY	122,430	6.306	0.991
12	Current Opinion in Food Science	1,974	4.577	0.970
13	FOOD MICROBIOLOGY	11,391	4.155	0.949
14	FOOD RESEARCH INTERNATIONAL	32,365	4.972	0.903
15	INTERNATIONAL JOURNAL OF FOOD MICROBIOLOGY	26,476	4.187	0.877
16	JOURNAL OF FOOD AND	2,227	4.707	0.825

Select Edition

SCIE  SSCI

Open Access

Open Access

Category Schema

Web of Science

JIF Quartile

Select Publisher